

SPECIFICATIONS

Certifications/Qualifications

| | |
|---------------|---|
| ADA Compliant | N/A www.kichler.com/warranty |
|---------------|---|

Dimensions

| | |
|-------------------|-----------|
| Base Backplate | 5.25 DIA |
| Chain/Stem Length | 36" |
| Weight | 10.00 LBS |
| Height | 9.25" |
| Overall Height | 48.00" |
| Width | 35.50" |

Light Source

| | |
|----------------|--|
| Dimmable | Yes |
| Dimmable Notes | Dimmable when used with dimmer switch (sold separately); when using LED bulbs, see bulb manufacturer dimming specifications. |

| | |
|------------------------|--------------|
| Lamp Included | Not Included |
| Lamp Type | B |
| Light Source | Incandescent |
| Max or Nominal Watt | 60.00 |
| # of Bulbs/LED Modules | 8 |
| Socket Type | CAND |
| Socket Wire | 105" |

Mounting/Installation

| | |
|----------------------------|-----------|
| Lead Wire Length | 156" |
| Location Rating | Dry |
| Mounting Weight | 10.00 LBS |
| Slope Ceiling Kit Included | Yes |

FIXTURE ATTRIBUTES




Housing

| | |
|------------------|-------|
| Primary Material | Steel |
|------------------|-------|

Product/Ordering Information

| | |
|--------|--------------|
| SKU | 43857BK |
| Finish | Black |
| Style | Contemporary |
| UPC | 783927603782 |

Finish Options

-  Black
-  Natural Brass
-  Satin Nickel



ALSO IN THIS FAMILY

